


HAWAII COUNTY CIVIL DEFENSE

GENERAL HURRICANE INFORMATION



HURRICANE SHELTERS / CENTERS

The following is a list of pre-identified, public **hurricane** shelters for the Hawaii Island. In addition, other privately-owned facilities may also be available as shelters.

During emergencies, information will be released by your local radio stations and all other available means, **on when and which shelters will be opened.** Personnel will be on site to direct you to the specific shelter buildings.

NORTH KOHALA DISTRICT

Hisaoka Gym

54-382 Kamehameha Park Road

Kohala Elementary School

54-3611 Akoni Pule Hwy

SOUTH KOHALA DISTRICT

Waimea Community Center

65-1260 Kawaihae Road

Waimea Middle School

67-1229 Mamalahoa Hwy

Waimea Elementary School

67-1225 Mamalahoa Hwy

Waikoloa Elementary School

68-1730 Hooko Street

NORTH KONA DISTRICT

Kealakehe High School

74-5000 Puohulihuli Street

Kealakehe Intermediate School

74-5062 Onipaa Street

Kealakehe Elementary School


74-5118 Kealaka Street

Holualoa Elementary School

76-5957 Mamalahoa Hwy

Kahakai Elementary School

76-147 Royal Poinciana Drive



SOUTH KONA DISTRICT

Yano Hall

Konawaena High School

Honaunau Elementary School

Hookena Elementary School

82-6156 Mamalahoa Hwy

81-1043 Konawaena School Road

83-5360 Mamalahoa Hwy

86-4355 Mamalahoa Hwy

KAU DISTRICT

Pahala Community Center

Kau High School

96-3159 Maile Street

96-3150 Pikake Street

PUNA DISTRICT

Pahoa Neighborhood Center

Pahoa High School

Pahoa Elementary School

Keonepoko Elementary School

Keaau High School

Keaau Middle School

Keaau Elementary School

Mountain View Elementary School

15-2910 Puna Road

15-3038 Puna Road

15-3030 Puna Road


15-890 Kahakai Blvd

16-725 Keaau Pahoa Road

16-0565 Pahoa Road

16-680 Keaau Pahoa Road

18-1235 Volcano Hwy



SOUTH HILO DISTRICT

Papaikou Gym	27-228 Maluna Place
Wainaku Gym	30 Aikane Loop Road
E B de Silva Elementary School	278 Ainako Avenue
Hawaii Community College	1175 Manono Street
Hilo High School	556 Waianuenue Avenue
Hilo Intermediate School	587 Waianuenue Avenue
Hilo Union Elementary School	506 Waianuenue Avenue
Kalaniana'ole Elementary School	27-0330 Old Mamalahoa Hwy
Waiakea High School	155 W Kawili Street
Waiakea Intermediate School	200 W Puainako Street
Waiakea Elementary School	180 W Puainako Street
Waiakea Waena Elementary School	2420 Kilauea Avenue
University of Hawaii at Hilo	200 W Kawili Street

HAMAKUA DISTRICT

Honokaa Gym	45-541 Lehua Street
Honokaa High/Inter School	45-527 Pakalana Street
Honokaa Elementary School	45-534 Pakalana Street

NORTH HILO DISTRICT

Laupahoehoe Public School	35-2065 Mamalahoa Hwy
Laupahoehoe Community Library	35-2065 Mamalahoa Hwy



HURRICANE PREPAREDNESS

The time to take action and commence preparations for your family, business, and property is when you are informed that there is a possibility that hurricane hazards may affect your area.

1. Develop a family and business emergency plan.
 - Transportation readiness
 - Evacuation routes / timing
 - Secure homes and business
 - Care of pets and animals
 - Business Plan URL: <http://www.hawaiicounty.gov/civil-defense/>


2. If you own a boat or a small aircraft, take actions to safeguard your crafts and complete your actions before damaging surf or winds arrive. All costal areas will be closed during the storm and roadways can be blocked by debris without warning.

3. Prepare a home survival kit. You can assume that if a hurricane strikes your area, all utilities will be affected. Be ready to cope with loss of water, electricity, gas and telephone service.

4. Prepare an evacuation kit. Know your area. Prepare evacuation plans if your home may be endangered by high surf, flood or winds. Be prepared to evacuate before the danger arrives.

5. Who should evacuate?
 - Residents along costal areas. Use tsunami evacuation map as guidelines.
 - Residents along ridge lines exposed to strong winds.
 - Residents in low-lying areas subject to flooding.
 - Residents of wooden frame or other lightly-constructed buildings.

6. Stay calm, stay alert, and stay informed. Listen to official announcements by Civil Defense and the National Weather Service.



Family Emergency Plan



Call 9-1-1 for emergencies

Police non-emergency number: 935-3311

Civil Defense: 935-0031

Out-of-State Contact: _____

Telephone Number: () _____

Email: _____

Family Member Information (keep this information up to date):

Name: _____

Social Security Number: _____

Date of Birth: _____

Medical Information: _____

Name: _____

Social Security Number: _____

Date of Birth: _____

Medical Information: _____

Name: _____

Social Security Number: _____

Date of Birth: _____

Medical Information: _____

Name: _____

Social Security Number: _____

Date of Birth: _____

Medical Information: _____

Name: _____

Social Security Number: _____

Date of Birth: _____

Medical Information: _____

Where to go in an emergency (where do you spend the most time, and what places to you frequent?):

Home:

Address: _____

Phone Number: _____

Immediate meeting Place: _____

Regional meeting Place: _____

School:

Address: _____

Phone Number: _____

Immediate meeting Place: _____

School/or place you frequent:

Address: _____

Phone Number: _____

Immediate meeting Place: _____

School/or place you frequent:

Address: _____

Phone Number: _____

Immediate meeting Place: _____

Work:

Address: _____

Phone Number: _____

Evacuation Location: _____

Work/or place you frequent:

Address: _____

Phone Number: _____

Evacuation Location: _____

Other place you frequent:

Address: _____

Phone Number: _____

Evacuation Location: _____


Other Place you frequent:

Address: _____

Phone Number: _____

Evacuation Location: _____

Important Information	Name	Telephone #	Policy #
Doctor			
Pharmacist			
Medical Insurance			
Homeowners/Rental Insurance			
Veterinarian/Kennel (pets)			
Other			



Family Emergency Plan



Make sure your family has a plan in case of an emergency. Fill out these cards and give one to each member of your family to make sure they know who to call and where to meet in case of an emergency.

Additional Important Phone Numbers & Information:

Family Emergency Plan 

EMERGENCY CONTACT NAME:
TELEPHONE: _____

OUT-OF-TOWN CONTACT NAME:
TELEPHONE: _____

NEIGHBORHOOD MEETING PLACE:
TELEPHONE: _____


OTHER IMPORTANT INFORMATION: _____

DIAL 911 FOR EMERGENCIES

Ready ✓

< FOLD HERE >

Additional Important Phone Numbers & Information:

Family Emergency Plan 

EMERGENCY CONTACT NAME:
TELEPHONE: _____

OUT-OF-TOWN CONTACT NAME:
TELEPHONE: _____

NEIGHBORHOOD MEETING PLACE:
TELEPHONE: _____

OTHER IMPORTANT INFORMATION: _____

DIAL 911 FOR EMERGENCIES

Ready ✓

Additional Important Phone Numbers & Information:

Family Emergency Plan 

EMERGENCY CONTACT NAME:
TELEPHONE: _____

OUT-OF-TOWN CONTACT NAME:
TELEPHONE: _____

NEIGHBORHOOD MEETING PLACE:
TELEPHONE: _____


OTHER IMPORTANT INFORMATION: _____

DIAL 911 FOR EMERGENCIES

Ready ✓

< FOLD HERE >

Additional Important Phone Numbers & Information:

Family Emergency Plan 

EMERGENCY CONTACT NAME:
TELEPHONE: _____


OUT-OF-TOWN CONTACT NAME:
TELEPHONE: _____

NEIGHBORHOOD MEETING PLACE:
TELEPHONE: _____

OTHER IMPORTANT INFORMATION: _____

DIAL 911 FOR EMERGENCIES

Ready ✓



HURRICANE / TROPICAL STORM GUIDE

The following guidelines are to assist you in making decisions about what actions to take to safeguard yourself, family, and property due to hurricane threats.

Be aware that it is impossible to precisely predict the movement of hurricanes so you must stay alert, informed, and prepared during the entire period of any potential hurricane threat to this island. Safety precautions and preparations must be made well before damaging effects of the storm arrives. Damaging effects of hurricanes may take place in the form of surf, wind and rain.


To protect yourself and property, you are asked to familiarize yourself with the following:

Hurricane Watch

Issued whenever there is a good possibility of hurricane conditions of damaging winds, surf and flooding rains occurring anytime within 48 hours. This is the time to take action and commence some preparations for your family, business and property.

Hurricane Warning

Issued when there is a high probability of hurricane force winds occurring anytime within 36 hours. It is stressed that advanced warnings may not be possible for specific areas, and you must stay on the alert and complete all safety precautions once hurricane warnings are issued.



SECURING HOMES AND BUSINESSES




Homeowners and business establishments should try to secure their premises as best as possible.

Inside Your Home / Business

1. Tape glass windows on the inside with large Xs to reduce shattering. Draw drapes and blinds as added protection. If your glass windows have not been boarded or taped, attached a cloth over the inside of the window to protect from splintering glass. (Taping of windows will not protect them from breaking but will lessen the hazard of flying glass.)
2. Wedge sliding glass doors with a brace or broom handle to prevent it from being lifted from the tracks or ripped loose by the wind vibrations.
3. Package your valuables such as jewelry, titles, deeds, insurance papers, licenses, stocks, bonds, inventory, etc. for safekeeping in waterproof containers. Take these valuables with you if you are going to evacuate your home.
4. Unplug all unnecessary electrical appliances. Shut off gas valves.
5. Turn refrigerator and freezer to coldest setting. Do not open unless necessary. (This is done in case power is lost during the storm.)
6. If you are going to evacuate your premises, pull main electrical power switch and turn off main water pipes.

Outside Your Home / Business

1. Take down canvas awnings or roll them up and lash them with sturdy rope or twine.
2. Board up windows using lumber securely fastened.
3. Check door locks to assure they will not blow open.
4. Check outdoor items that might blow away or be torn loose. Secure these items as best as possible or take them indoors.
5. Store chemicals, fertilizers and other toxic materials in safe section of your home.



RECOMMENDED HOME SURVIVAL / EVACUATION KIT

1. Portable Radio and Batteries
2. Flashlight and Batteries
3. Special Medications (prescriptions and others)
4. First-Aid Kit
5. Five Day Supply of Non-Perishable Foods
6. Containers for Drinking Water
7. Hibachi or Camping Stove / Charcoal or Fuel for Stove / Gas Lanterns
8. Can Opener, Candles, Matches
9. Personal Toilet Articles and Sanitary Needs
10. Change of Clothing for each Family Member
11. Blankets or Sleeping Bags
12. Store Water for Toilet Use (bath tubs, rubbish containers, washing machines, etc.)
13. Important Papers and Documents
14. Infant Necessities (formula, diapers, baby food, etc.)
15. Non- Perishable Snacks



Disaster Supply Checklist for Pets

Prepare one kit for each pet in your household

Food and Water: store in an airtight container labeled with your pet's name. If your pet eats wet food, buy cans small enough for one feeding as you may not be able to refrigerate leftovers. Include a can opener.

Identification: make sure your ID tags are up-to-date. Microchip your pet. If your pet is already microchipped, make sure your contact information is correct.

Checklist:

- 3-7 days worth of canned or dry food
- Bottled water, at least 7 days worth for each pet
- Bowls for food and water
- Pet first-aid kit
- Disposable litter trays (aluminum roasting pans are perfect)
- Scoopable litter and pooper scooper
- Liquid dish soap and disinfectant
- Poop bags
- Garbage bags and paper towels for clean-up
- Extra collar or harness as well as an extra leash
- Photocopies of medical records and a waterproof container with a two-week supply of any medicine your pet requires
- A traveling bag, crate or sturdy carrier, ideally one for each pet
- Flashlight
- Blanket
- Recent photos of your pets (in case you are separated and need to make "Lost" posters or show proof of ownership)
- Toys for entertainment
- ID tags

If you need to evacuate to a pet-friendly shelter:

- Bring a collapsible wire cage or plastic crate. For dogs, this needs to be large enough for them to turn around in and allow room for food/water bowls. For cats, it needs to be large enough to include a litter box and food/water bowls.
- Towels to cover the cage/crate
- Muzzle for aggressive dogs

